

# KEY INSTANT RECALL FACTS

## Reception – SPRING 2

### I can recall number bonds to 5

By the end of this term, children should be able to fluently recall addition facts for the number 5. They should be able to recall these numbers **instantly**.

Please note, where we have provided links to online activities we expect children to seek parent/carer permission to do this first.

Children should be able to recall the numbers that make 5.



Top tip:

It helps children to memorise number facts if they repeat the following stem sentences:



4 and 1 makes 5

5 is made of 4 and 1

Try using objects such as stones, marbles, pennies etc to do the same with:

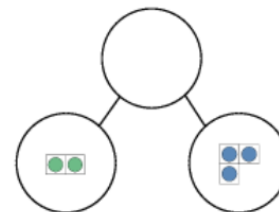
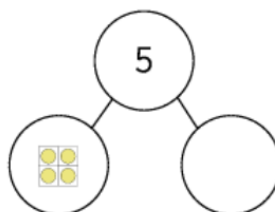
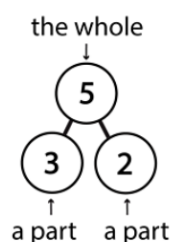
5 and 0, 3 and 2, 2 and 3, 1 and 4, 0 and 5

Watch the Numberblocks play hide-and-seek. Use the QR code or the link below:

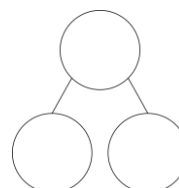
[www.bbc.co.uk/iplayer/episode/b08dmn88/numberblocks-series-1-hide-and-seek](http://www.bbc.co.uk/iplayer/episode/b08dmn88/numberblocks-series-1-hide-and-seek)



Now try completing some part-whole models.



Ask an adult to draw an empty part-whole model on a piece of paper. Now put objects or numbers in to make 5.



## TOP TIPS

The secret to success is practicing little and often. Use time wisely! Can you practice these KIRFs on the way to school either walking or by car? Show your child a number up to five on your fingers. Ask them to show you a partner number on their fingers to make 5.



Follow the instruction below to practice these skills by playing **Save the Whale**.

1. Use your laptop or tablet to access the following link or to scan the QR code:  
<https://ictgames.com/saveTheWhale/>



2. Use the up and down arrows to select 'bonds of 5'.



3. Choose the pipe needed to make 5. The image below shows the main is 3. You need to drag the number 2 pipe up to it to make 5. Then click the wheel to release the water.

